




# Client Transfer Instructions

[Learn More](#)



**STATE**  
TITLE & ESCROW

Login

Welcome to State Title & Escrow ePay

**PERSONAL INFORMATION**

**First Name**

**Middle Name**

**Last Name**

⚠ Must match your driver's license or government-issued ID.

**CONTACT INFORMATION**

**Mobile Phone** We will send a security code to your mobile phone for account verification.

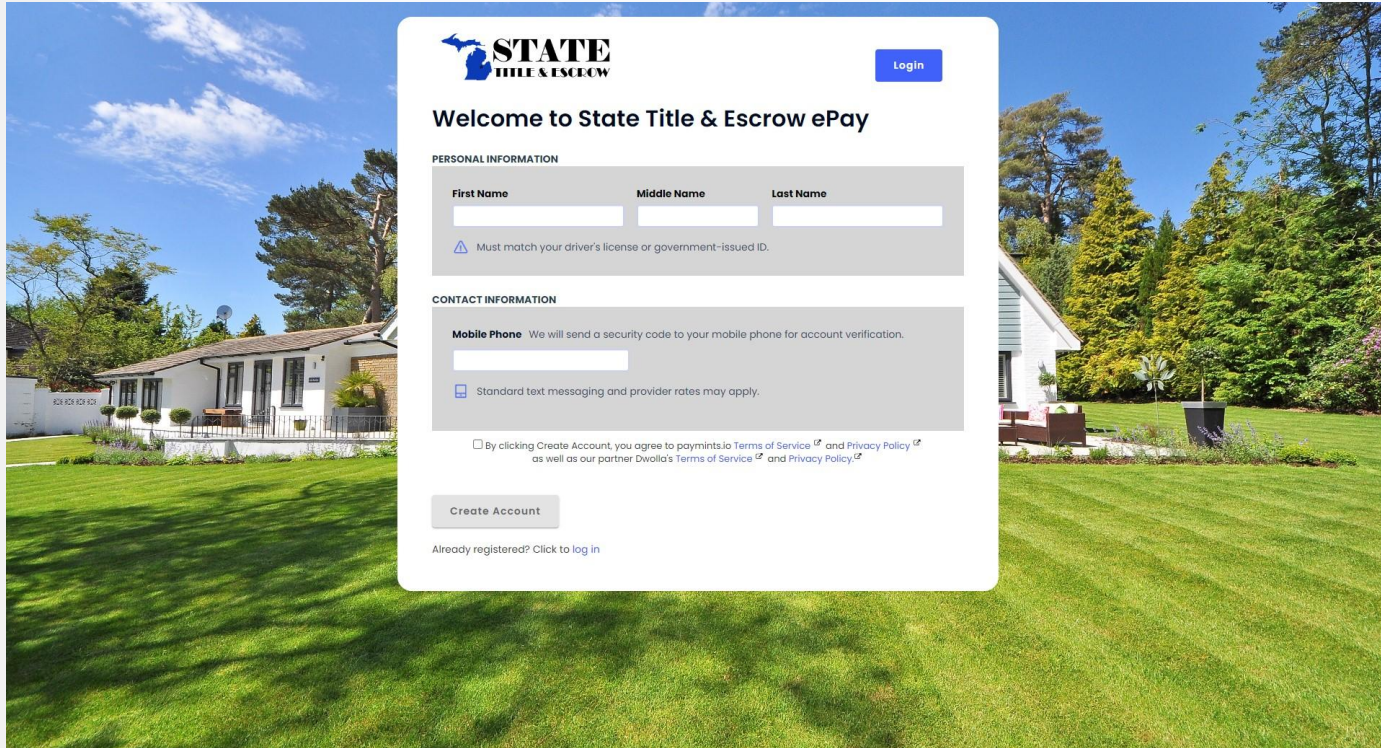
☑ Standard text messaging and provider rates may apply.

☑ By clicking Create Account, you agree to [payments.io Terms of Service](#) and [Privacy Policy](#) as well as our partner Dwolla's [Terms of Service](#) and [Privacy Policy](#).

Create Account

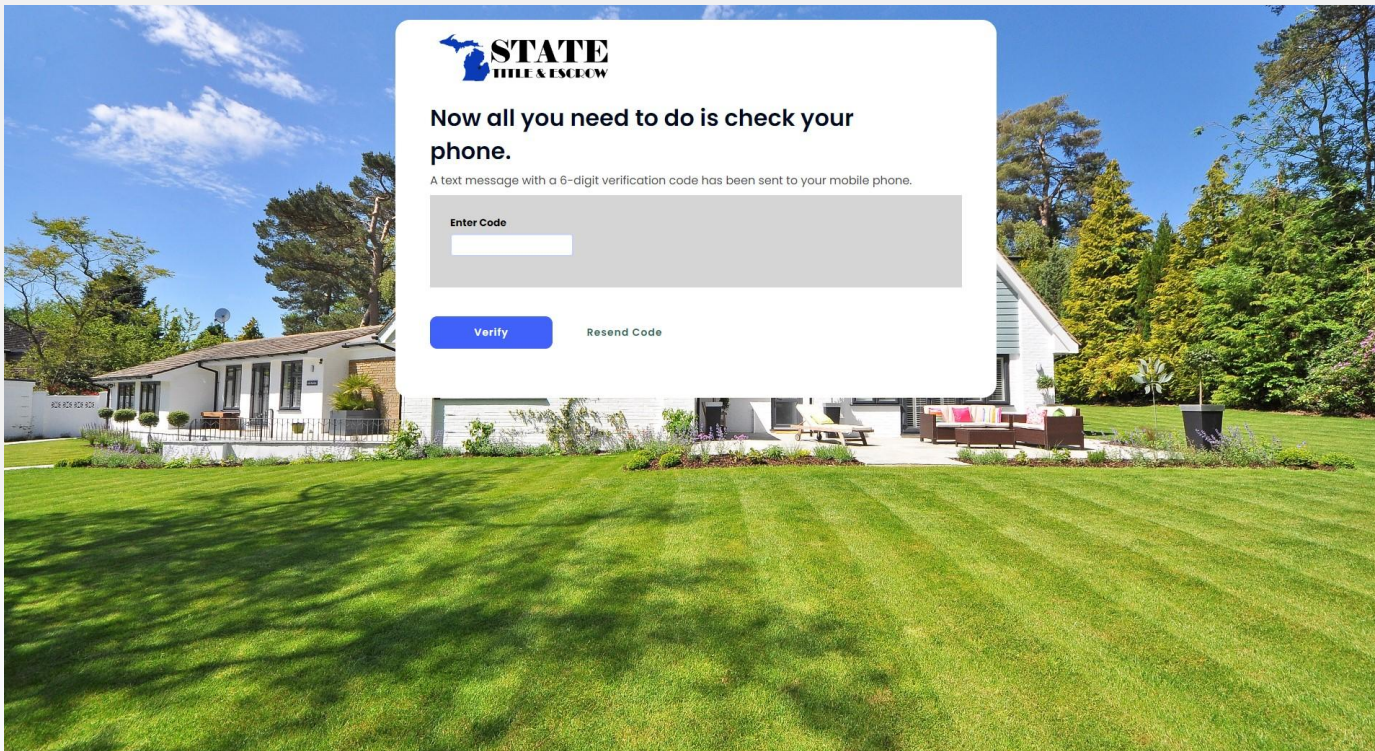
# 1

Start by going to [statetitleandescrow.paymints.io](https://statetitleandescrow.paymints.io). Create an Account by inputting your first and last name and your mobile phone number. We will send you an authentication code via text.



# 2

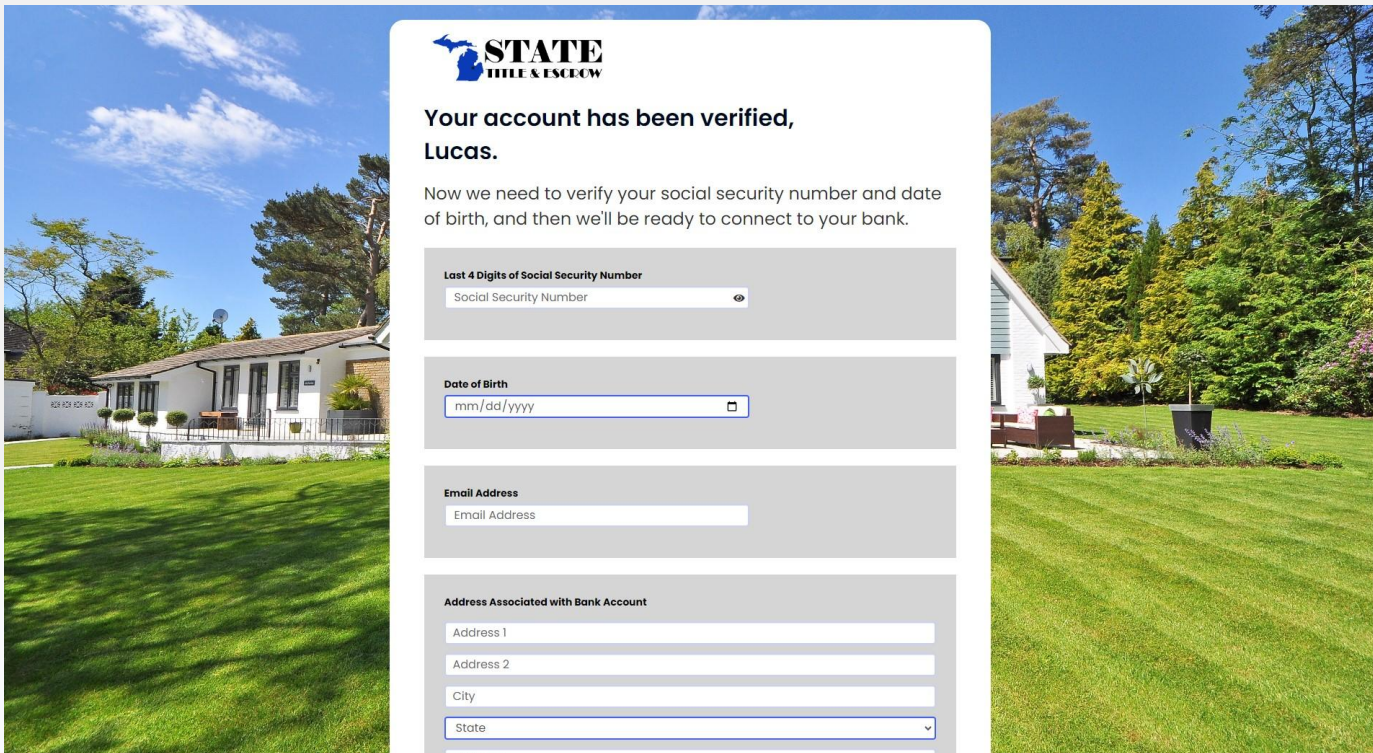
Enter the authentication code you should have received via text message.






# 3

Please input your personal information for bank compliance.



 **STATE**  
TITLE & ESCROW

**Your account has been verified,  
Lucas.**

Now we need to verify your social security number and date of birth, and then we'll be ready to connect to your bank.

**Last 4 Digits of Social Security Number**

Social Security Number

**Date of Birth**

mm/dd/yyyy

**Email Address**

Email Address

**Address Associated with Bank Account**

Address 1

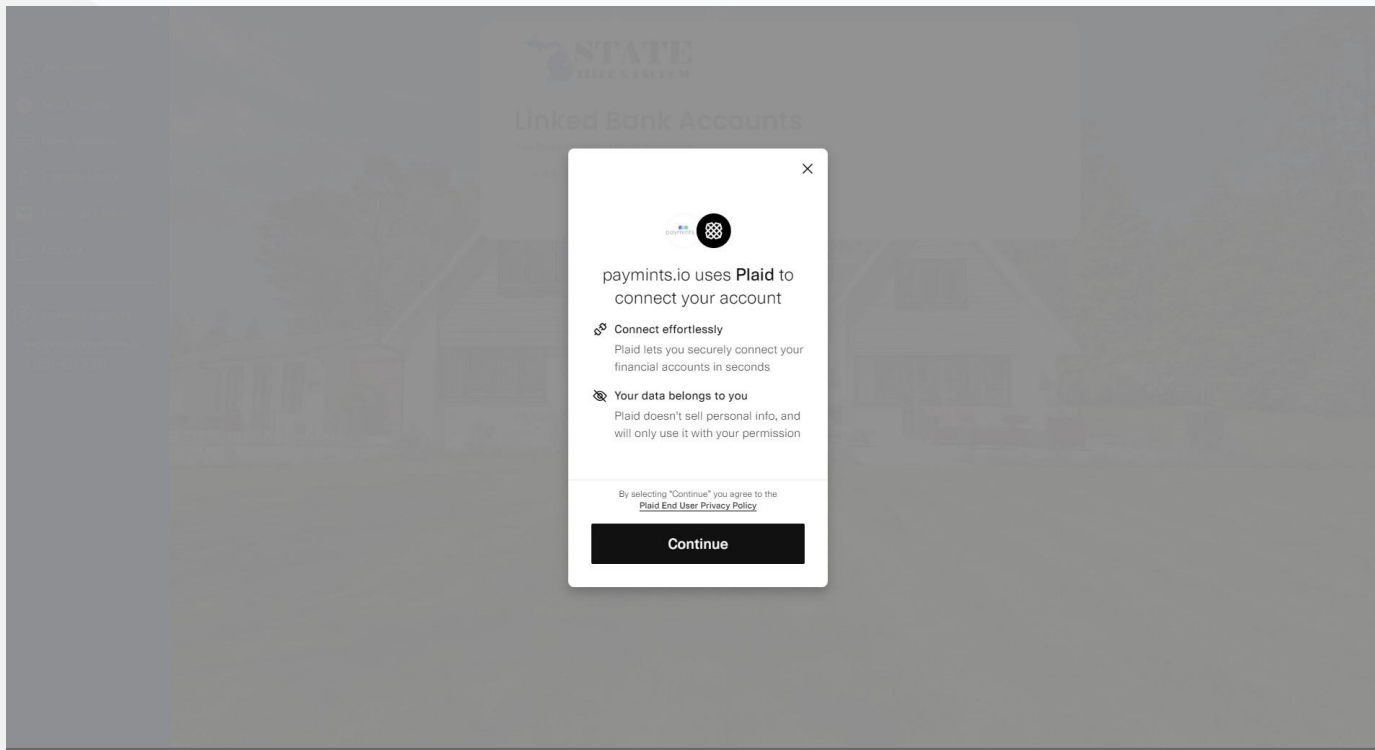
Address 2

City

State

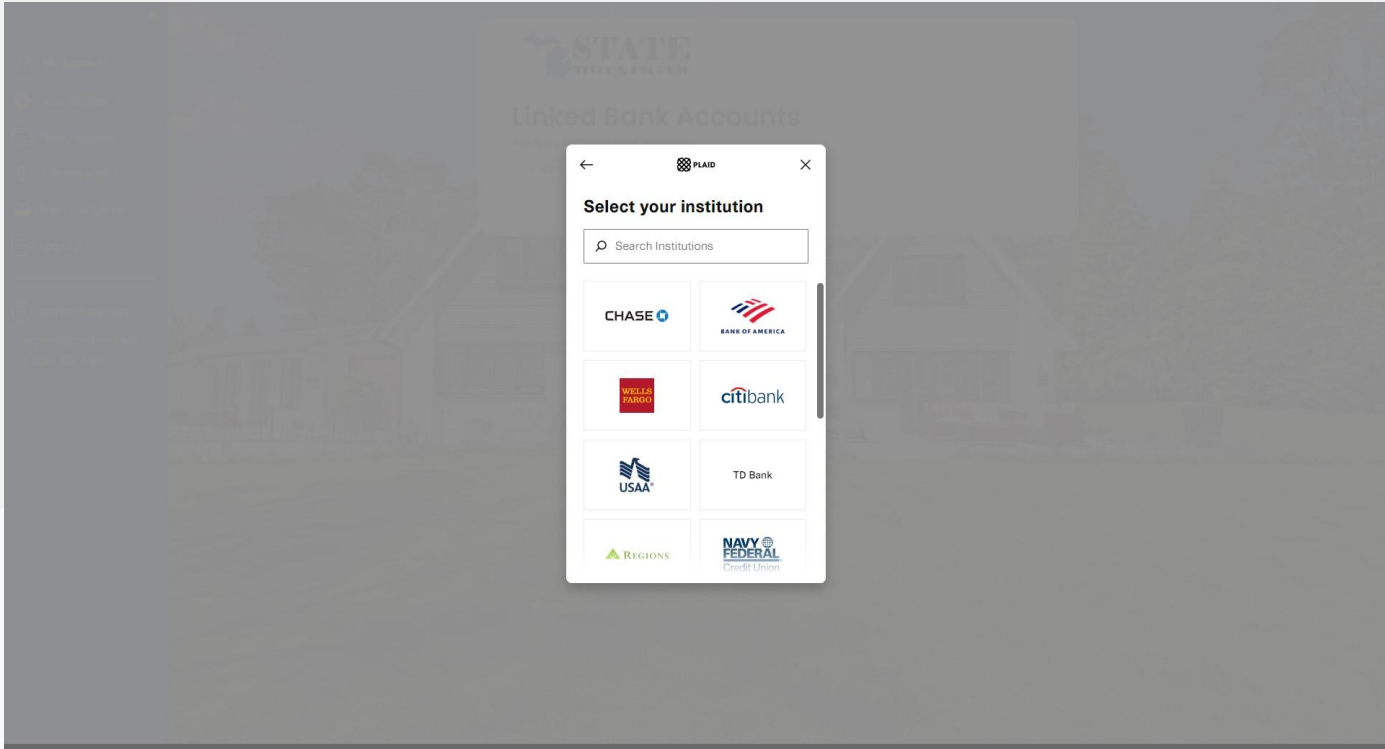
4

Next you will see the Plaid screen. Plaid is the most secure way to connect your bank account electronically. We do not share or store any banking credentials. Please click continue.



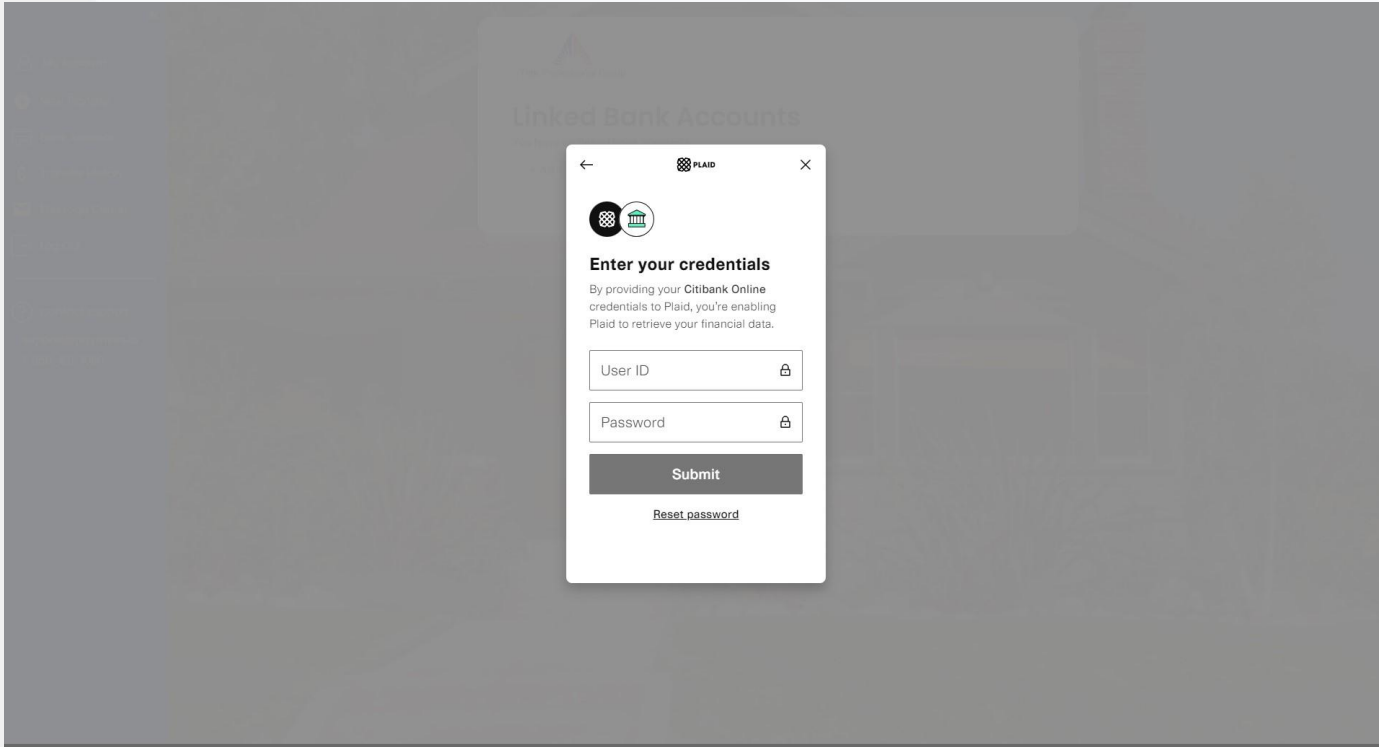
5

Plaid allows us to connect to over 16,000 financial institutions. What you will first see are the most banks used on our platform. If you do not see your bank click in the search bar and type in the name of your bank. Select your financial institution.



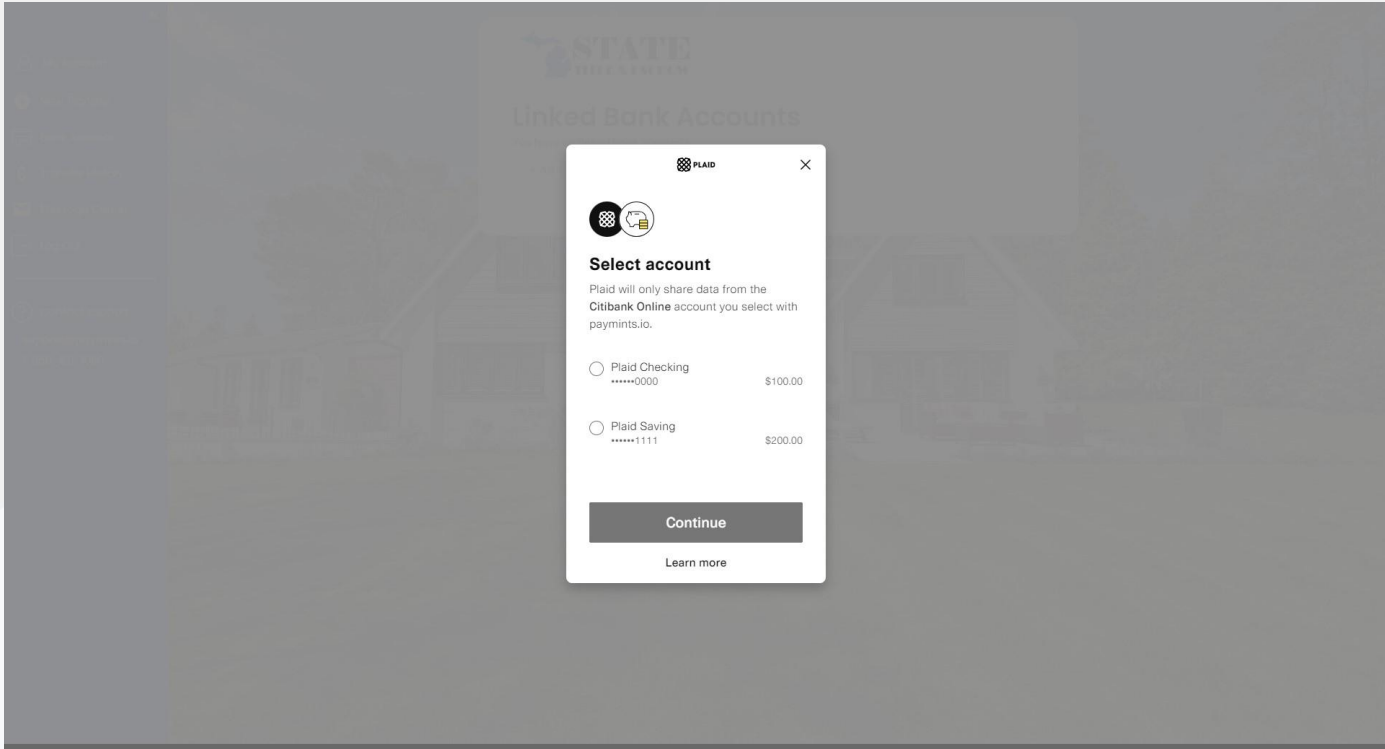
# 6

After you have selected your financial institution, log in to your bank using your online banking credentials. This will allow you to view all of your accounts which are eligible to make a transfer on our platform.



7

Please select the account that you would like to use to make the transfer.





# 8

Once your account has been selected please click "Continue".

**STATE**  
TITLE & ESCROW

### Select an Account

Please select the account you want to transfer money from:

Financial Institution	Account	Balance	Status
Citibank Online	X0000	\$100.00 as of 11/06/2023 10:00 AM EST	Verified

[+ Add Account](#) [Continue](#)

**My Account**

- New Transfer
- Bank Account
- Transfer History
- Message Center
- Log Out
- Contact support  
support@paymints.io  
1-888-921-1090

9

Please fill out the transfer details page. If you would like to add any notes about your transfer you can add that in the optional notes section.

**STATE**  
FIDELITY & ESCROW

### Transfer Details

What kind of transfer would you like to make?

**PURPOSE**

Select a Purpose

Earnest Money Deposit for Purchase

**PROPERTY ADDRESS AND ADDITIONAL NOTES**

**Property Address Related To The Transfer**

Address 1

Address 2

City

State

Zip code

**Notes (Optional)**

AMOUNT

# 10

Review your transfer details and if all of the information is correct please click "Make Transfer".





# 11

Once you have clicked “Make Transfer” both you and State Title & Escrow will receive email notifications that the transfer has been initiated. You will also receive an email notification when the transfer arrives in State Title & Escrow’s account. You can also add additional email recipients if you would like to send the transfer details to anyone else involved in the closing.

The screenshot displays the State Title & Escrow mobile application interface. On the left is a blue navigation sidebar with the following menu items: My Account, New Transfer, Bank Account, Transfer History, Message Center, Log Out, and Contact support (with email support@paymints.io and phone number 1-888-921-1090). The main content area features a white card with the State Title & Escrow logo at the top. Below the logo, the heading reads "Your transfer is now pending." followed by the text: "You should expect to see the money come out of your account within the next business day. Check your email for a transfer summary receipt." The card then shows a transfer summary with "From" and "To" fields. The "From" field is "Citibank Online Account X0000" and the "To" field is "State Title & Escrow, 500 E Michigan Ave, 203, Lansing, Michigan 48912". Below this is a "Details" table:

Transfer Date	Purpose	Subject Property	Note
11/06/2023	Earnest Money Deposit For Purchase	123 Street Charlotte, North Carolina 28209	

Below the table, it states "Earnest Money Deposit For Purchase Amount" with a value of "\$1.23" and "TRANSFER TOTAL AMOUNT" with a large bold value of "\$1.23". At the bottom of the card, there is a text prompt: "You can send a receipt of this transfer to up to 5 people. If you wish to do so, please enter their email addresses below:" followed by four input fields, each labeled "Add email address".

# Contact Us

If you experience any issues, please contact [support@paymints.io](mailto:support@paymints.io)

Enjoyed your transfer experience?  
Please let us know & tell a friend!

